

2023-2024

COLLEGE BY THE NUMBERS





Table of Contents

- | | | | |
|-----------|--|-----------|--|
| 01 | Welcome
Message | 09 | AACP Data /
Research Activity |
| 02 | Overview
Statement | 11 | Graduate Rates |
| 03 | Education & General
(E&G) Funds | 12 | Graduate Programs
in Public Health |
| 05 | Bachelor of Science in
Pharmaceutical Sciences
(BSPS) | 14 | Graduate Programs
Pharmaceutical
Sciences |
| 06 | Title III Funding | | |
| 07 | Doctor of Pharmacy
(PharmD) | | |

Welcome Message

On behalf of our faculty, staff, and learners, welcome to the College of Pharmacy and Pharmaceutical Sciences, Institute of Public Health (CoPPS, IPH). As dean of the College, I am incredibly proud of the rich tradition of providing practical, experience-based pharmacy education that our College has upheld since its founding in 1951. Our diverse academic programs prepare our learners to become leaders with the intellectual intensity necessary to meet clinical pharmacy, research, and public health challenges. This College is the most significant college of pharmacy in America.



Johnnie L. Early II, Ph.D., RPh, Fellow NPhA

Florida A&M University College of Pharmacy and
Pharmaceutical Sciences, Institute of Public Health

Overview Statement

The 2024 College by the Numbers Annual Report for the College of Pharmacy presents a detailed examination of our financial journey over the past year, underscoring our commitment to excellence, innovation, and sustainability. This report meticulously outlines our revenue streams, expenditure patterns, and reflects enrollment and graduation counts, supporting our academic and research endeavors. Through prudent fiscal stewardship, we have navigated the year's challenges and opportunities, reinforcing our foundation for future growth and continued contributions to the advancement of pharmacy education and research.

Mission

Promoting academic excellence and innovative research in healthcare, our mission emphasizes strategic financial stewardship to enhance education, support our community, and develop future pharmacy leaders. Our financial approach ensures sustainability and growth, advancing public health and wellbeing."

Education & General (E&G) Funds – Revenue Sources



AACP Financial Resources (FY 2020, 2021, 2022, 2023) FY 2024 has not been reported.

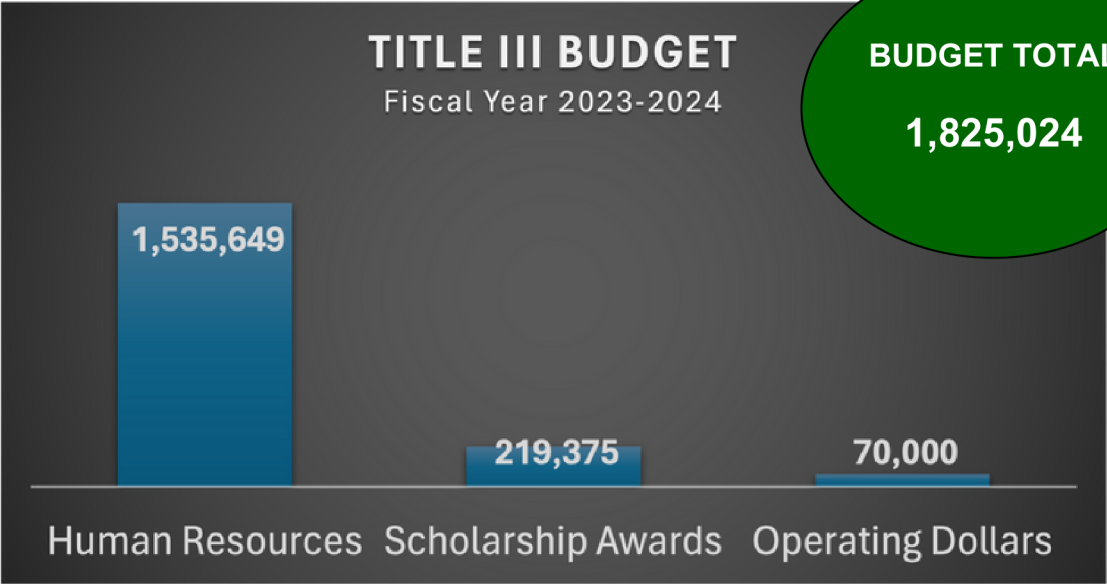
Education & General (E&G) Funds – Revenue Sources

Fiscal Year 2023-2024 Operating Budget	
Salaries and Fringes	13,355,019.00
OPS/Overloads/Adjuncts	407,336.00
EXPENSES:	
Clerkship	232,788.00
Departmental Budget	744,876.00
Instructional Software	358,462.00
Mandatory Expenses	172,603.00
Leases	432,678.00
Educational Assistance	852,990.00
Memberships	140,000.00
FY 2023 - 2024 Total Budget	16,696,752.00

Bachelor of Science in Pharmaceutical Sciences (BSPS)

Annual BSPS Enrollment Report		
Term	Learners	Graduates
Fall 2017	5	
Spring 2018	5	
Fall 2018	7	
Spring 2019	12	
Fall 2019	17	
Spring 2020	17	
Fall 2020	26	5
Spring 2021	23	4
Fall 2021	23	2
Spring 2022	21	5
Summer 2022	16	1
Fall 2022	19	0
Spring 2023	19	7
Summer 2023	12	0
Fall 2023	44	0
Spring 2024	40	2
Summer 2024	40	0

Title III Funding



ADDITIONAL ALLOCATION

47,025

4 New Graduate Assistants
(Timeframe May 10, 2024 - Sept. 30, 2024)

Title III Funds Support Eight Full-Time Positions

4

A&P

4

USPS

Title III Funding

STUDENT SUCCESS

Graduate Assistantships

38

Graduate
Assistants

Total Support for
FY 23-24
\$852,844

Rx CARE Program

15

PharmD
TA's

Total Support for
FY 23-24
\$55,000

Title III funds support tutors in the
Rx CARE Program

TITLE III SCHOLARSHIPS

PharmD (Scholarships)

187,875

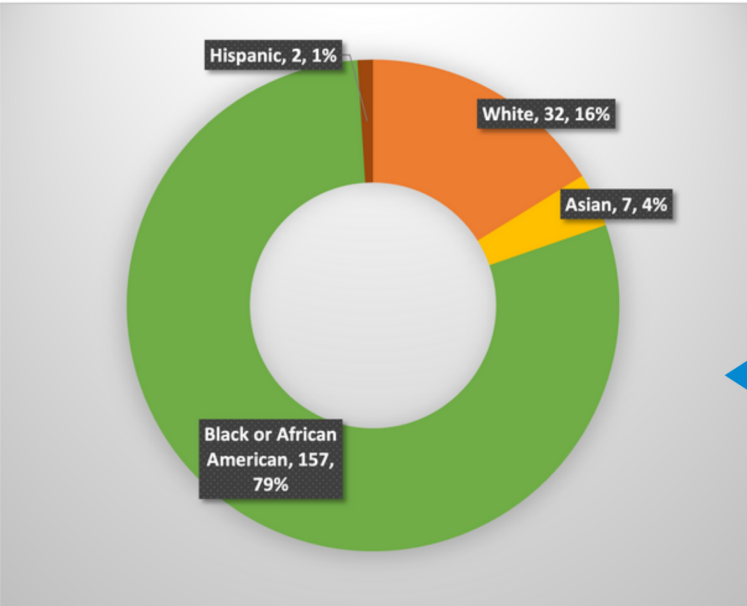
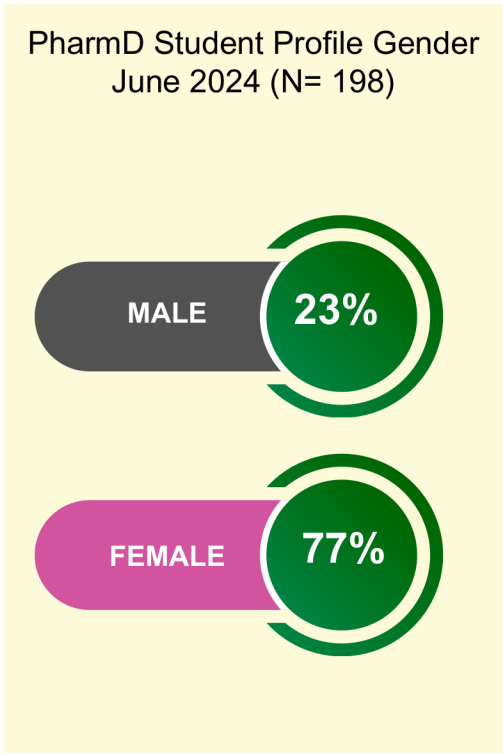
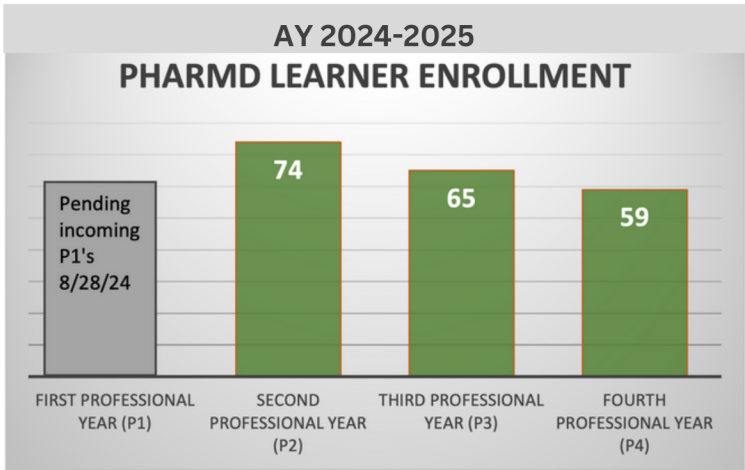
Financial Need (PhD & DrPH)

5,500

Graduate Award (PhD & DrPH)

26,000

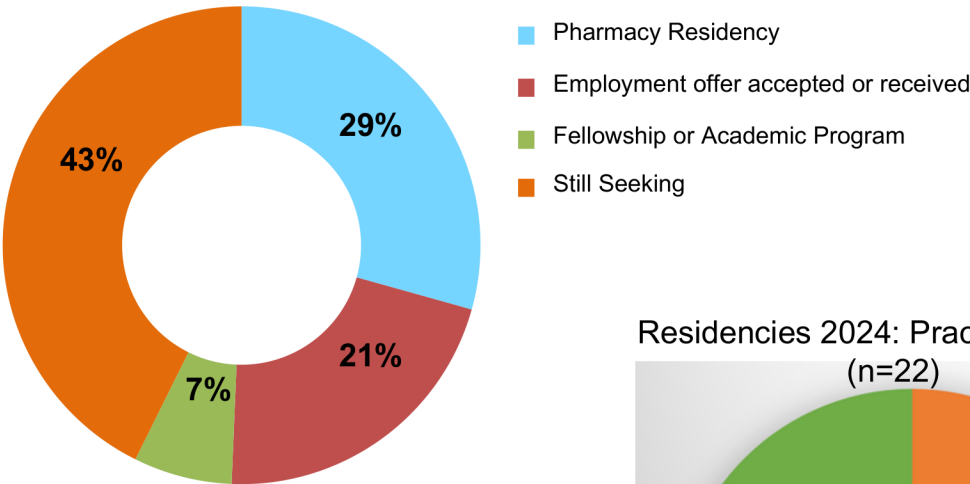
Doctor of Pharmacy (PharmD)



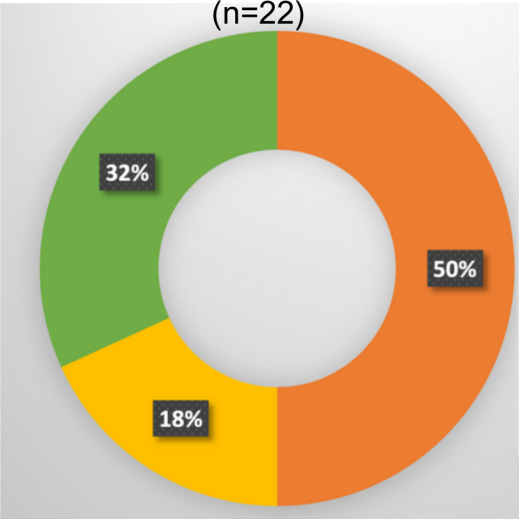
PharmD Student Profile
Race/Ethnicity
June 2024 (N= 198)

Doctor of Pharmacy (PharmD)

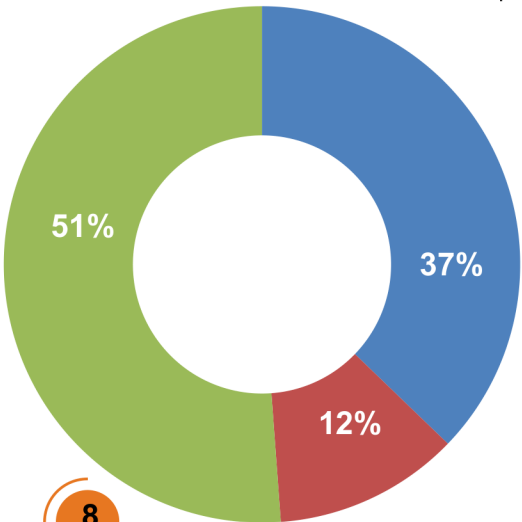
Class of 2024 Post-Graduation Outcomes (n=75)



Residencies 2024: Practice Settings (n=22)



- Pharmacy Residency (setting not specified)
- Community Pharmacy Residency
- Health-System Pharmacy & Leadership (no MS)



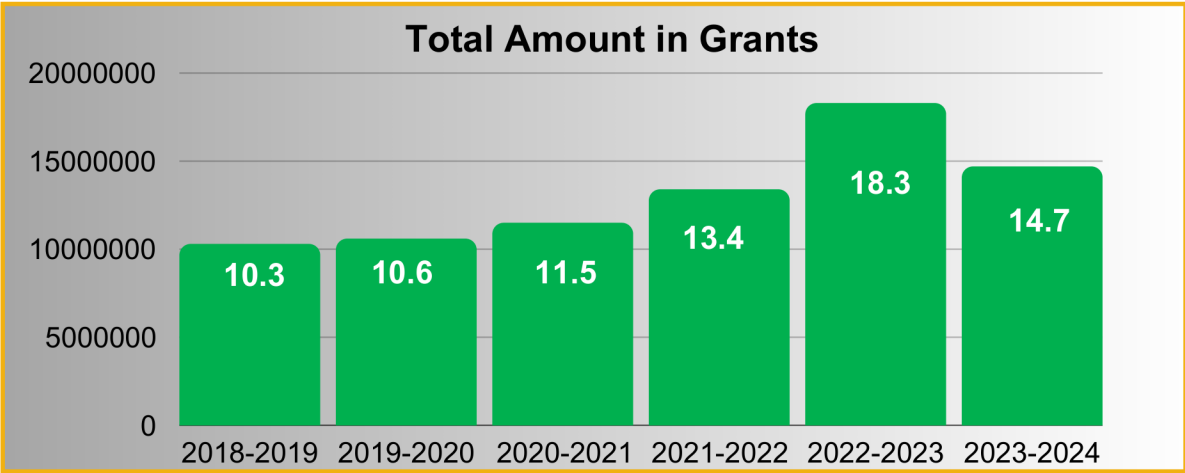
Employment in Practice Settings (n=43)

- Community Pharmacy
- Industry Fellowships
- Pharmacy Residency

AACP Data / Research Activity

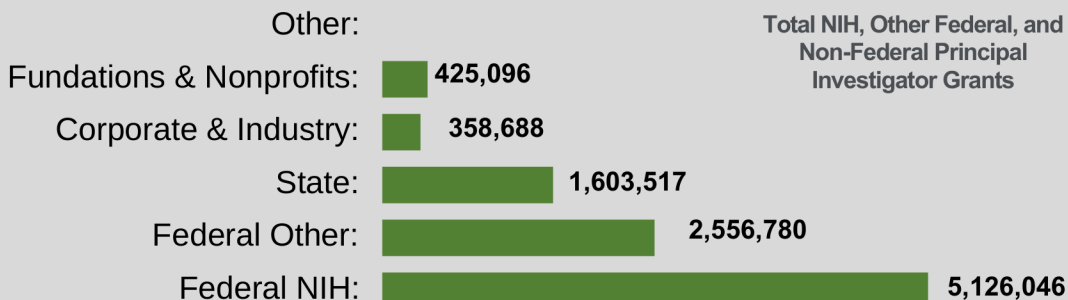
AACP Financial Survey Total Research Funding Federal Year 2023
(July 1 - June 30)

Year	Research Revenue
2019	6,331,479
2020	7,616,611
2021	6,613,925
2022	8,342,285
2023	10,001,864

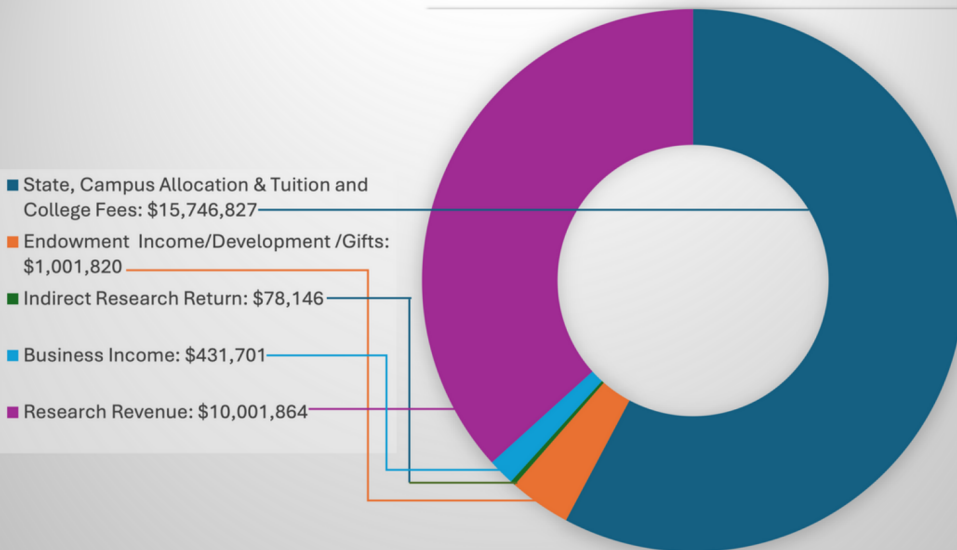


AACP Data / Research Activity

Research Award Funding Types (AACP Federal Fiscal Year 2023)

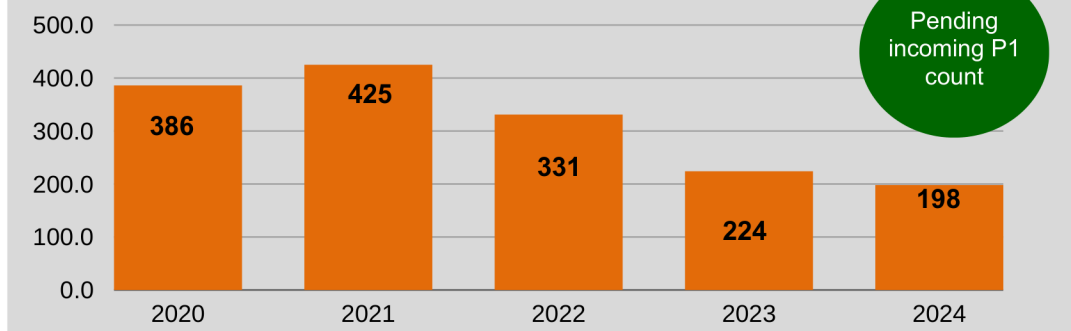


Total Budget July 1, 2022 – June 30, 2023



Graduation Rates

PharmD Enrollment - Headcount



Licensure Exam Pass Rate (First Time Pass Rate)

Year	FAMU	All ACPE-Accredited Programs	MPJE FAMU	MPJE All ACPE-Accredited Programs
2023	70% (n=71)	79% (n=11,537)	54%(n=50)	74%(n=7151)
2022	84% (n=109)	78% (n=13,267))	60% (n=88)	75% (n=8612)
2021	90% (n=76)	82% (n=14,013)	75% (n=65)	79% (n=9178)

Graduation Rates

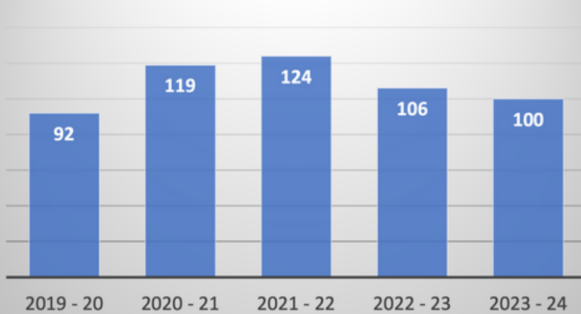
Class of	Four-Year Graduation Rate	Delayed graduation for personal or academic reasons	Dismissed	Withdrew for personal or academic reasons	Attrition
2024	58%	25%	1.40%	8%	34%
2023	55%	38%	4%	4%	45%
2022	61%	33%	1%	5%	40%
2021	51%	37%	5%	7%	49%

Graduate Programs Institute of Public Health (IPH)

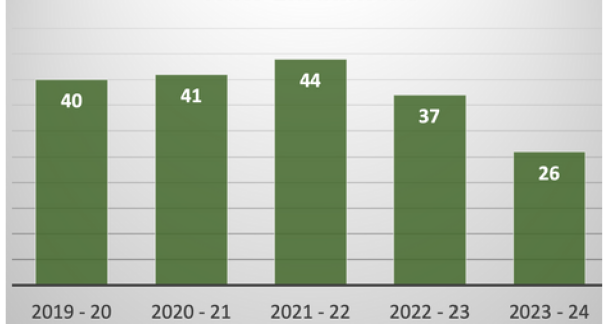
Enrollment, Demographic and Graduation Data for Public Health Grad Program

	2020 - 2021	2021 - 2022	2022 - 2023	2023 - 2024
Enrollment	119	124	106	100
Women	99	97	84	80
International	15	12	7	5
New Enrollment	41	44	37	26
DrPH Degree Granted	9	4	3	9
MPH Degrees Granted	23	32	18	19
Time DrPH	4-5	4-5	6	5
Job Placement Rate PhD students	100%	100%	100%	100%

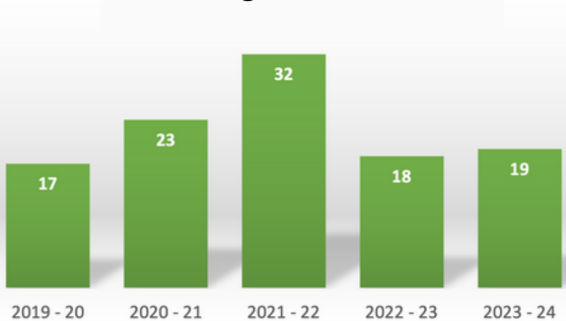
IPH Enrollment



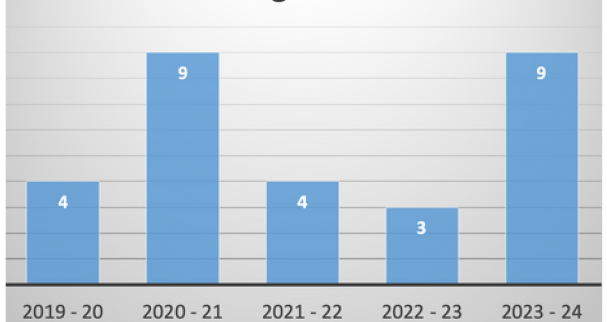
New Enrollment



MPH Degrees Granted

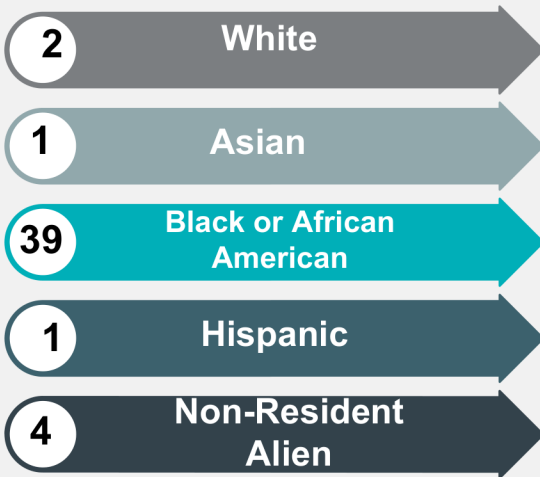


DrPH Degree Granted

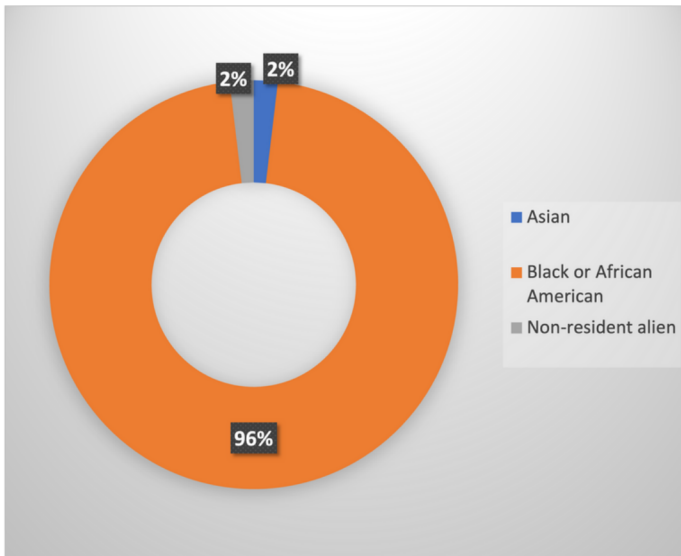
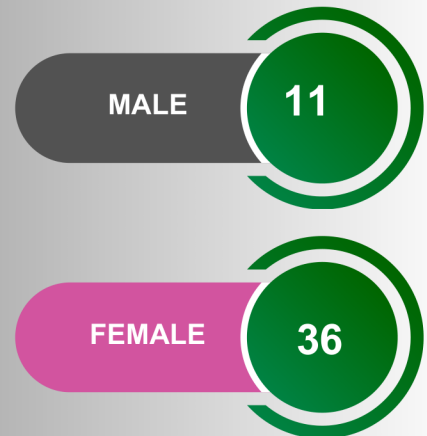


Graduate Programs Institute of Public Health (IPH)

IPH DrPH Learner Profile
Race/Ethnicity
June 2024 (N= 47)



IPH DrPH Learner Profile
Gender
June 2024 (N= 47)



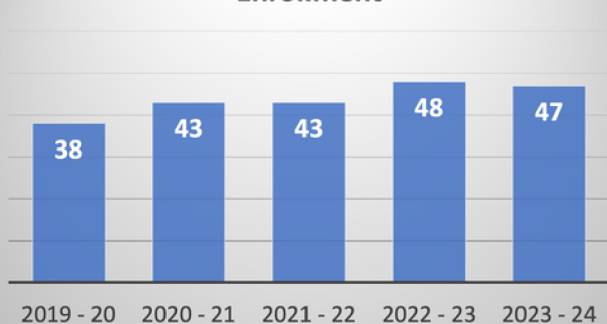
IPH MPH Learner Profile
Race/Ethnicity
June 2024 (N= 53)

Graduate Programs Pharmaceutical Sciences

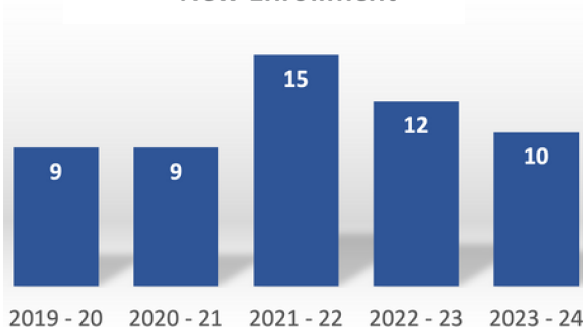
Enrollment, Demographic and Graduation Data for Pharmaceutical Sciences Grad Program

	2019 - 20	2020 - 21	2021 - 22	2022 - 23	2023 - 24
Enrollment	38	43	43	48	47
Women	26	25	22	30	26
International	15	15	19	26	24
New Enrollment	9	9	15	12	10
PhD Degree Granted	1	10	3	11	5
MS Degrees Granted	0	5	12	3	4
Time PhD	9.5	5	5.5	5.5	4.6
Job Placement Rate PhD students	100%	90%	100%	90%	80%

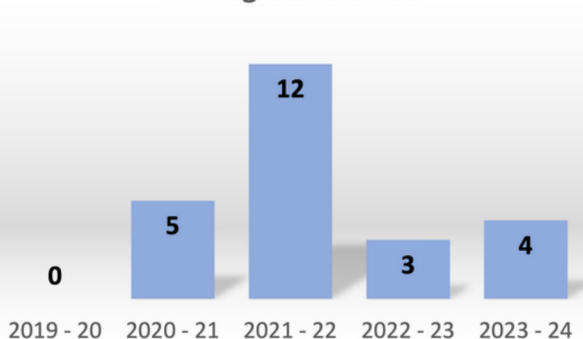
Enrollment



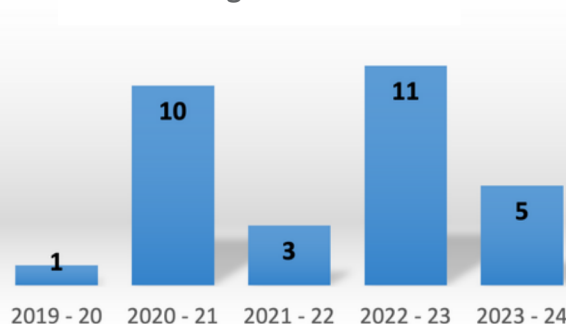
New Enrollment



MS Degrees Granted



PhD Degrees Granted



College of Pharmacy and Pharmaceutical Sciences, Institute of Public Health

1415 South Martin Luther King Jr. Blvd
Pharmacy Building, West Wing
Tallahassee, Florida 32307

CoPPS, IPH Finance Team



Rhonda Lloyd
Administrative Assistant



Jeanine Dawson-Nelson
Senior Accountant



Verretta Young
Coordinator, Administrative
Services